

Casemaker Revisited—A New Look

by Wanda J. McDavid

With the release of its new version and upgrades over the past several years, Casemaker has become a valuable tool for the cost-conscious practitioner. The Colorado Bar Association (CBA) launched Casemaker in 2004 as a free legal research tool for CBA members.¹ In February 2009, Casemaker 2.1 was released, offering additional features and enhanced usability to researchers. Additionally, there's a new look to the site and a new logo:



If you've visited the CBA website recently, you may have noticed this new logo in the left-hand navigation pane of the CBA home page, www.cobar.org. Clicking on the logo is one of three ways to access Casemaker.² This method is recommended for first-time users; it not only opens a page with a link for entering Casemaker, but also provides helpful information about using Casemaker and links to a Casemaker trouble-shooting guide³ and "tips of the week." A second, more direct way to enter Casemaker is to select "Enter Casemaker" in the Quick Links box on the CBA home page. The final option is a new feature of Casemaker: simply go to www.cobar.org/casemaker. This option is available only to members who take advantage of the automatic login feature at the CBA website.⁴

Feedback from CBA members has prompted the implementation of several other features that make accessing and navigating Casemaker easier. For example, when you log on to Casemaker, you will go directly to the Colorado Library. Similarly, you no longer have to agree to the licensing agreement each time you access Casemaker.⁵ Another user-friendly improvement is that when you select a particular book of material⁶ to search, the program defaults to the Advanced Search tab.

If you have difficulty accessing Casemaker or have specific questions about using the resource, visit the CBA website. One-on-one help is available by contacting the CBA at (303) 860-1115 or (800) 332-6736; ask for Michelle Gersic, Reba Nance, or the "Casemaker Hotline." Alternatively, you can e-mail questions to casemaker@cobar.org.

Overview

Casemaker provides access to Colorado Attorney General Opinions from 1984 to the present; all published opinions from the Colorado Supreme Court and Court of Appeals; the Colorado Constitution; and a complete set of Colorado court rules. Additionally, you can peruse prior Colorado Session Laws from 2005 to the current legislative session, search and browse the Colorado statutes with annotations, search workers' compensation decisions from 1998 to the present, and access a fully searchable complete run of *The Colorado Lawyer*.

In addition to Colorado materials, Casemaker offers access to a broad scope of federal legal materials, including the complete set of the federal rules for the Tenth Circuit Court of Appeals and the Federal Rules of Civil Procedure, as well as case law, statutes, and state constitutions for all fifty states and the District of Columbia. Because it is a CBA membership benefit, there are no online charges or search fees associated with using Casemaker.

Search Upgrades

Casemaker 2.1 has a sleek, clean look and offers enhanced search options and maneuverability. The Proximity Search, for example, allows you to search for terms within a specified paragraph, sentence, or number of words. The Advanced Search enables a combination of search methods for even more precise results. To speed navigation, tabs across the top of the screen link directly to the Casemaker home page, the federal library, state libraries, legal forms, and Casemaker Help. (See Figure 1.)

About the Author

Wanda J. McDavid is the President of Access/Information, Inc.—(303) 778-7677, wanda.mc david@access-information.com. She is a member of the Colorado Association of Law Libraries and the Special Libraries Association.

This Department, published quarterly, is sponsored by the Colorado Association of Law Librarians (CoALL) to assist attorneys with common problems in legal research. Readers interested in submitting research questions may send them to: CoALL, Legal Research Corner, at www.aallnet.org/chapter/coall; or to: Legal Research Corner, c/o Leona Martínez, Managing Editor of *The Colorado Lawyer*, at leonamartinez@cobar.org.

Members of CoALL will attempt to answer as many questions as possible, either individually or as part of this Department. The information provided in this space is for educational purposes only and is not intended as legal advice. No endorsement or recommendation is made of any product named in articles appearing in this Department. Department coordinators are CoALL members Andrea Hamilton, Madeline Kriescher, Theresa (Tracy) Leming, and Esti Shay. For more information about CoALL, visit www.aallnet.org/chapter/coall.

From the Colorado Library page, you can select the “MultiBook Search” link to perform a search within all books in the Colorado Library. The “Currency” link, just to the right of the “MultiBook Search” link, lists the library’s coverage. From the Currency page, you also have the option of signing up to receive an RSS (Real Simple Syndication) feed of “real-time” notification of currency for Colorado documents or for all fifty states.⁷

Search tips are displayed on every search page, with the exception of the MultiBook Search page. The search tips list all the search options available and provide detailed examples of how to use them and what type of results to expect. Figure 2 shows the search types that can be executed using the Full Document search box.

In addition to searching the full document, the Search screen enables searches by cite, case name, docket number, court, attorney, opinion author, panel, and date decided (including a range of dates). You have the option of determining how results will be displayed—by rank, date ascending, or date descending.

In previous versions, there was a browse and search option for every book except the Case Law book. Now there is a browse feature for case law that allows you to go directly to a particular cite. You can select a particular Reporter volume and then go directly to the starting page of a case. When you look at the list of cites for a particular volume, you will notice there are gaps and, in some volumes, only a short list of cases. Keep in mind that you are only viewing Colorado case law, not every case published in the Pacific Reporter. It is faster to retrieve a specific case by entering the citation or the case name in the citation or case name fields.

The CASEcheck feature also has been expanded. When you are reviewing a specific Colorado case and that case has been cited in other opinions, you now see other jurisdictions in addition to

Colorado jurisdictions. The Colorado cases are listed first, followed by circuit opinions and then other state jurisdictions. Each cite is hyperlinked; when you select the link, you are taken directly to the location in the new case where the Colorado case is cited. CASEcheck does not provide any editorial discussion. It is up to the researcher to review the cited case and to determine whether it supports the issue being researched or supports an unrelated issue.

State Statutes

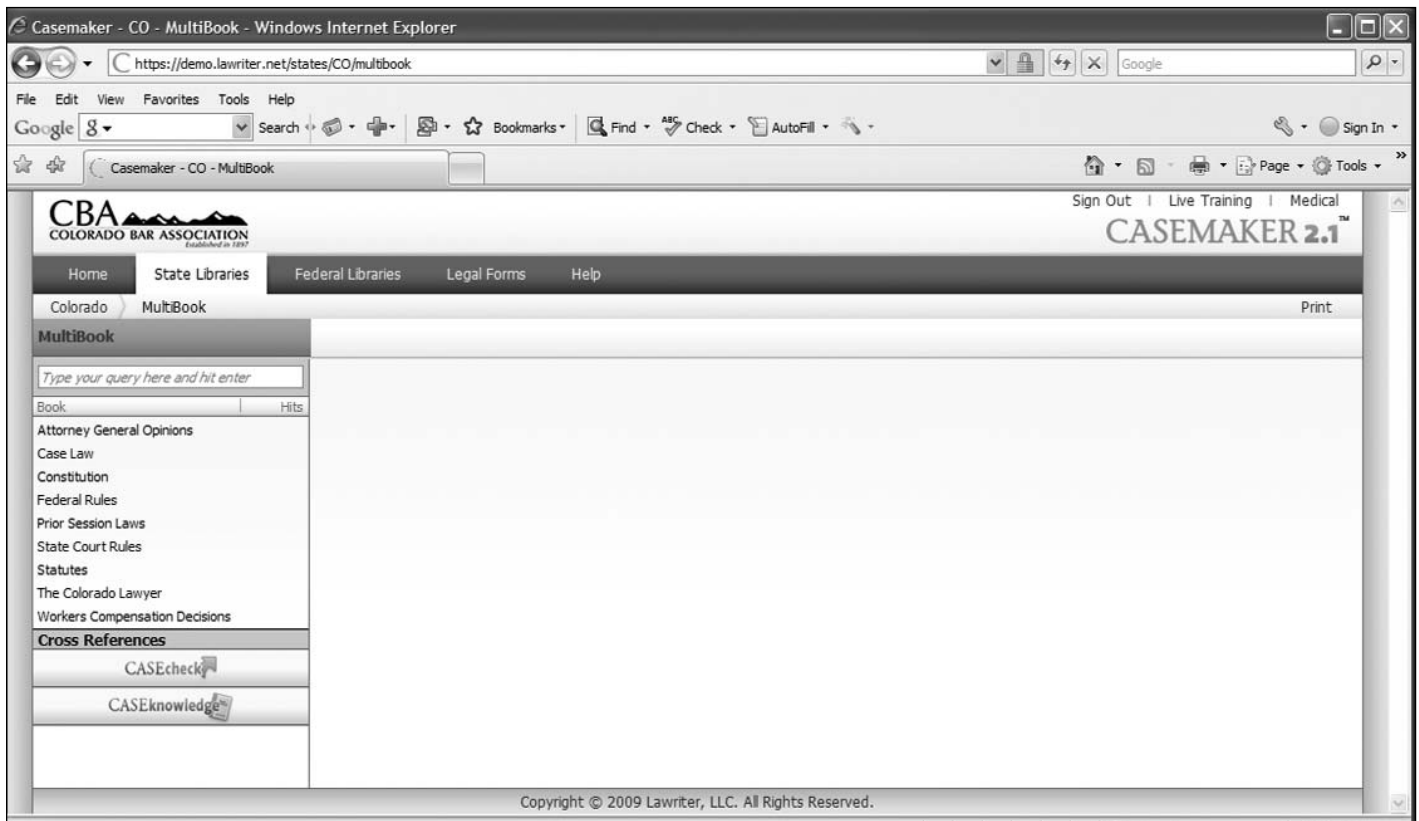
The search feature in the Statutes book allows you to search throughout the statutes using the Full Document search box, and to search for statutes by title, article, and section. The browse feature allows you to browse statutes by title, section, or article. If you execute a search and then want to go to the next section of the statute you are viewing, select the “Browse” button to move to the next section.

Each statute includes the citation, the full text of the statute, the source information, editor notes, cross references, and annotations, which include law reviews, additional statutory references, regulations, and case law. The statutes include the complete annotations as published in the official print version of the *Colorado Revised Statutes*.⁸

The Colorado Lawyer

Casemaker contains all issues of *The Colorado Lawyer* from the initial publication in 1971. The search feature in this book allows you to search the content of *The Colorado Lawyer* by keyword, author, or title. You can choose to display results by rank, title, or author, and in either ascending or descending order. The browse fea-

Figure 1.



ture allows you to browse issues of *The Colorado Lawyer* by table of contents, page, and article title.

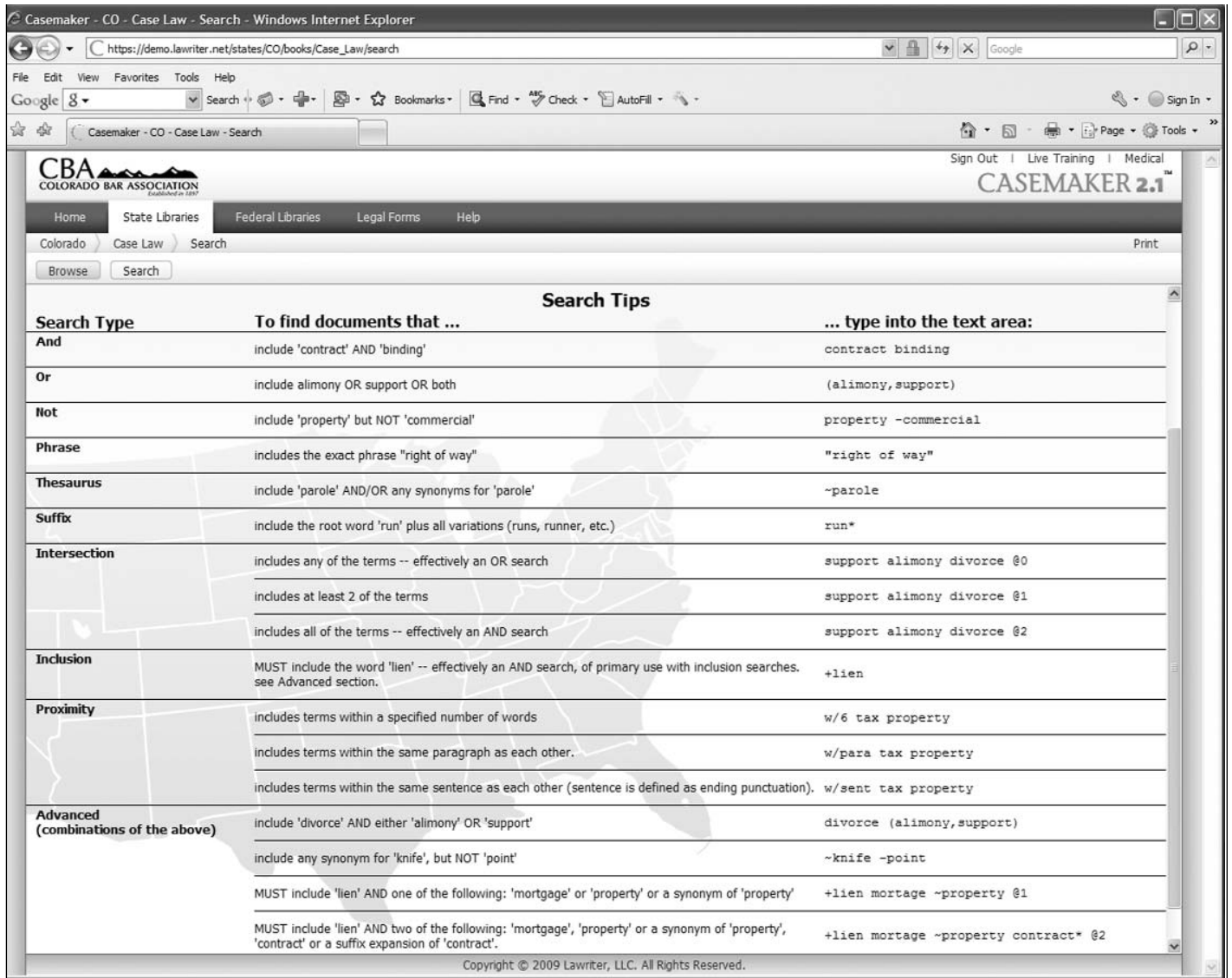
Federal and State Libraries

The Federal Library continues to expand. Select the “Currency” link in the Federal Library’s main page for the latest updates. The following resources are available to CBA members:

- **Bankruptcy Opinions:** Opinions published in the Bankruptcy Reporter (B.R.) from 1 B.R. (1979)
- **Board of Immigration Appeals:** from 1996
- **Circuit Opinions:** Opinions published in the Federal Reporter (F.2d, F.3d) from 37 F.2d (1930)
- **Code of Federal Regulations:** Title 3 complete through 1/1/2007; Titles 1–2, and 4–16 complete through 1/1/2008; Titles 17–27 complete through 4/1/2008; Titles 31, 38, and 40 complete through 7/1/2007; Titles 28–30, 32–34, 35–37, 39, and 41 complete through 7/1/2008; Titles 42–50 complete through 10/1/2007
- **Constitution:** Includes all amendments to date

- **Court of Appeals for the Armed Forces:** from 1996
- **Court of Appeals for Veterans Claims:** from 2001
- **Court of Claims:** from 1997
- **Court of International Trade:** from 1999
- **District Court Opinions:** Opinions published in the Federal Supplement (F.Supp., F.Supp.2d) from 1 F.Supp. (1932)
- **Federal Court Rules:** Federal Rules complete through 12/01/2008 amendments; Circuit Court Rules complete through latest 2008 amendments
- **Internal Revenue Service:** IRS Revenue Rulings from 1954
- **NTSB Decisions:** from 2000
- **Supreme Court Opinions:** U.S. Reports from Vol. 1 (1754); Penn. Supreme Court, 1754–1790; U.S. Supreme Court, 1790–current
- **Tax Court:** U.S. Tax Court Decisions from 1999
- **U.S. Code:** Titles 1-41 complete through 01/03/2007; Titles 42-50 complete through 01/02/2006; Public Laws current through 2007 and 2008; Includes laws passed by the 2006 109th Congress and 2007–08 110th Congress to date.

Figure 2.



Casemaker now has state resources from all fifty states and the District of Columbia. Each state library contains different resources, but all fifty states contain case law, statutory material, and the state constitution. Coverage and content varies, so make sure you check the “Currency” link for each state. Many of the other states included in the Casemaker library also provide access to their state administrative code, attorney general opinions, state court rules, and uniform jury instructions (civil and criminal).

The “MultiState Case Law” link on the State Libraries main page allows you to select all fifty states (select “Check All”) or to select just a few states. This feature can come in quite handy. For example, if you need to search case law for states that make up the Tenth Circuit Court of Appeals, just add a checkmark in the box next to the name of each state in the Tenth Circuit.

Additional Features: Viewing, Navigating, and Printing

When you execute a search and view the results, you will notice a new icon on the right-hand frame called CASEknowledge. If there is an ABA or ALI-ABA publication that addresses the issue

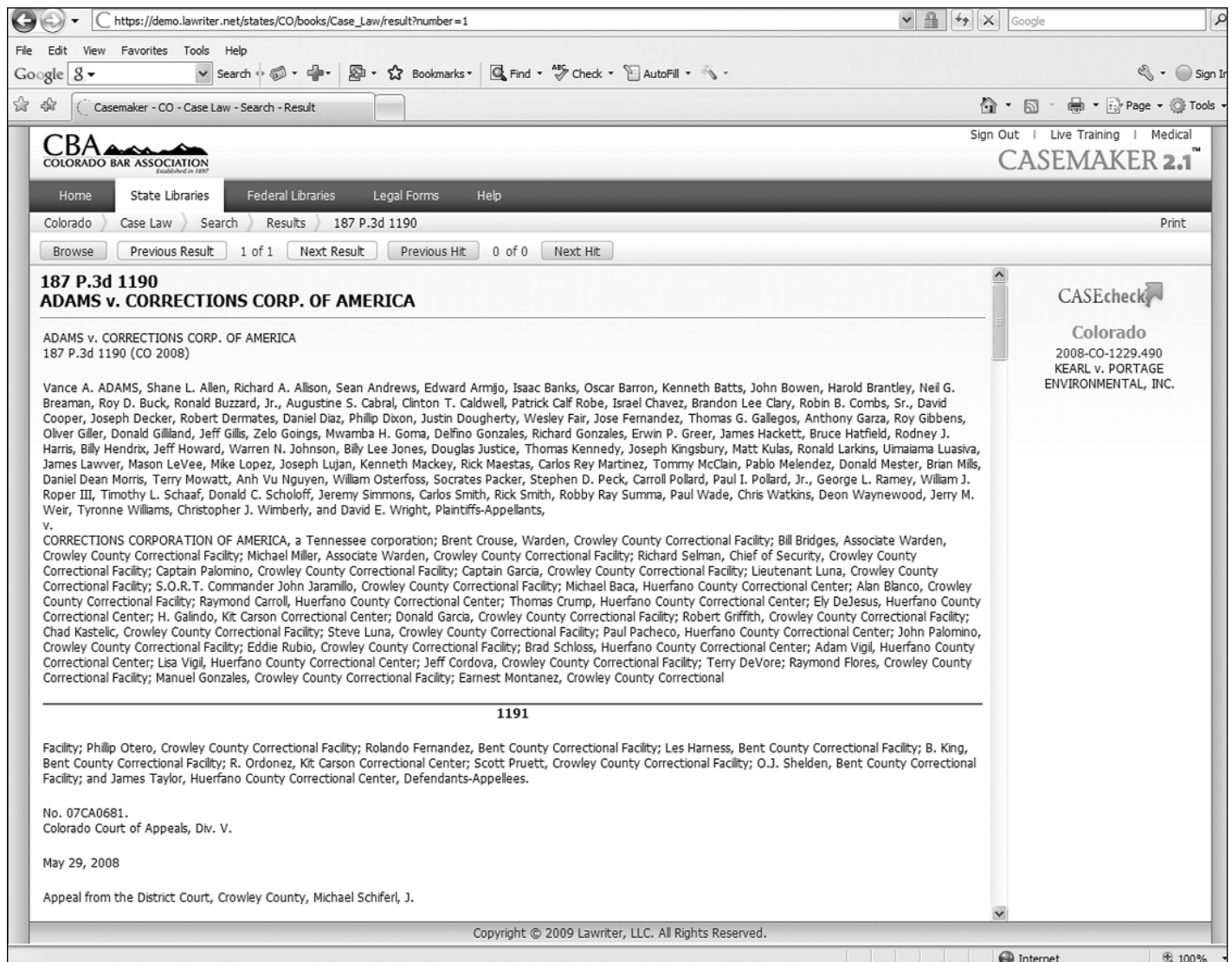
you have searched, the CASEknowledge column will display the title of the publication, the author, and a short description of the publication, along with a link to buy the publication.

When you are viewing a court decision, the pagination in the case is clearly identified. A bold black line separates one page from another, and the page number is shown in bold black lettering. This allows for easy citing in a brief, memorandum, or article.

With version 2.1, you always know where you are with the “bread-crum trail” located right below the blue navigation bar. This section provides links to the library you are in, the book you are using, your original search or what you are browsing, as well as search results (where applicable). To the right of the links, Casemaker displays the name of the document you are viewing. If you select one of the links, you can go directly to a previous screen without having to use the back button on your browser; for instance, the “Results” link will take you to the results of your latest search. Figure 3 shows an example of what you might see if you performed a search in the Case Law book of the Colorado Library.

Casemaker 2.1 retains the features of navigating a document by moving from search term to search term with the “Next Hit” and “Previous Hit” buttons, as well as the ability to move from one

Figure 3.



search result to the next search result with the “Next Result” and “Previous Result” buttons. These features allow for easy maneuverability.

There is a “Print” link on every page. When you select it, a drop-down menu displays your print options: printer, Word, PDF, e-mail, or HTML. If you choose the PDF or Word options, you will be prompted to open the document or save it. All documents are displayed in dual-column format for the PDF and Word options. If you prefer the single-column format, choose the HTML option and then use your browser’s print option. If you select the e-mail print option, you can e-mail the document to one or more individuals (when sending to multiple recipients, separate each e-mail address with a semicolon).

User Help

Casemaker’s producer, Lawriter, LLC, offers two handy resources that detail the finer points of Casemaker 2.1: the Casemaker User Guide and FAQs.⁹ Both documents are available in PDF and HTML format and are short enough to print and keep at your desktop for easy reference. Lawriter also offers telephone and e-mail support.¹⁰ An online chat feature is coming soon.

Conclusion

Casemaker has become an even more valuable resource with the release of the 2.1 version. The ability to search within all books within a specific state library or the federal library saves a great deal

of time. The expanded search capabilities available on the Advanced Search screen make it easier to find case law, statutes, and other supporting documents. Lawriter is continually making improvements based on user feedback, making this a resource for CBA members that just keeps getting better.

Notes

1. Casemaker is produced by Lawriter, LLC, a wholly owned subsidiary of Collexis Holdings, Inc.
2. CBA members must be logged on to the CBA website to access Casemaker. Login help is available at www.cobar.org/index.cfm/ID/20273.
3. Select the “Problems logging on to Casemaker?” link.
4. This is done by selecting the box next to “Remember my logon on this computer” on the CBA website’s login page.
5. CBA members who choose to have the CBA website retain their login information will not have to accept the licensing agreement each time they access Casemaker.
6. Casemaker refers to the various offerings within a library as books. Other systems refer to them as databases.
7. More information about RSS feeds is available on the Casemaker help page, demo.lawriter.net/help. For detailed instructions, see page 6 of the Casemaker FAQ guide, available at demo.lawriter.net/Casemaker21FAQ.pdf
8. *Colorado Revised Statutes* (LexisNexis,® 1997–present).
9. The guides can be downloaded at demo.lawriter.net/help.
10. Lawriter telephone support is available at (877) 659-0801; e-mail support is available at helpdesk@lawriter.net. ■